

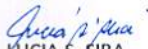
QUARTERLY REPORT OF REVENUE AND OTHER RECEIPTS
As at the Quarter Ending June 30, 2022

Department : State Universities and Colleges (SUCs)
Agency : Iloilo Science and Technology University
Operating Unit : < not applicable >
Organization Code (UACS) : 08 067 0000000
Fund Cluster : 05 - Internally Generated Funds

Classification/Sources of Revenue and Other Receipts	UACS CODE	REVENUE TARGET (Annual) per BESF	Actual Revenue and Other Receipts Collections					Cumulative Remittance/Deposits to Date			Variance		Remarks
			1st Quarter Ending March 31	2nd Quarter Ending June 30	3rd Quarter Ending Sept. 30	4th Quarter Ending Dec. 31	Total	Remittance to BTr	Deposited with AGDB	TOTAL	Amount	%	
1	2	3	4	5	6	7	8=[(6+(-)7)-8+9]	9	10	11=(9+10)	12=(8-3)	13=(12/3)	14
Internally Generated Funds		0.00	2,806,903.88	1,737,740.40	0.00	0.00	4,544,644.28	0.00	0.00	0.00	4,544,644.28	0.00	
Revenue Collections		0.00	2,806,903.88	1,737,740.40	0.00	0.00	4,544,644.28	0.00	0.00	0.00	4,544,644.28	0.00	
Cash Revenue		0.00	2,806,903.88	1,737,740.40	0.00	0.00	4,544,644.28	0.00	0.00	0.00	4,544,644.28	0.00	
Non-Tax		0.00	2,806,903.88	1,737,740.40	0.00	0.00	4,544,644.28	0.00	0.00	0.00	4,544,644.28	0.00	
Registration Fees	4020102000	0.00	20,070.00	20,531.00	0.00	0.00	40,601.00	0.00	0.00	0.00	40,601.00	0.00	
Clearance Fees	4020104001	0.00	1,570.00	1,775.00	0.00	0.00	3,345.00	0.00	0.00	0.00	3,345.00	0.00	
Certification Fees	4020104002	0.00	279,553.00	1,890.00	0.00	0.00	281,443.00	0.00	0.00	0.00	281,443.00	0.00	
Testing Fees	4020113012	0.00	0.00	0.00	0.00	0.00	0.00	0.00	0.00	0.00	0.00	0.00	
Fines and Penalties - Service Income	4020114000	0.00	0.00	0.00	0.00	0.00	0.00	0.00	0.00	0.00	0.00	0.00	
Other Service Income	4020199099	0.00	0.00	0.00	0.00	0.00	0.00	0.00	0.00	0.00	0.00	0.00	
Tuition Fees	4020201001	0.00	1,639,132.13	889,866.90	0.00	0.00	2,528,999.03	0.00	0.00	0.00	2,528,999.03	0.00	
Income Collected from Students	4020201002	0.00	60,360.00	55,215.00	0.00	0.00	115,575.00	0.00	0.00	0.00	115,575.00	0.00	
Income from Other Sources	4020201003	0.00	0.00	0.00	0.00	0.00	0.00	0.00	0.00	0.00	0.00	0.00	
Other School Fees	4020201099	0.00	784,468.75	703,312.50	0.00	0.00	1,487,781.25	0.00	0.00	0.00	1,487,781.25	0.00	
Affiliation Fees	4020202000	0.00	4,500.00	0.00	0.00	0.00	4,500.00	0.00	0.00	0.00	4,500.00	0.00	
Examination Fees	4020203000	0.00	17,250.00	65,150.00	0.00	0.00	82,400.00	0.00	0.00	0.00	82,400.00	0.00	
TOTAL		0.00	2,806,903.88	1,737,740.40	0.00	0.00	4,544,644.28	0.00	0.00	0.00	4,544,644.28	0.00	


This report was generated using the Unified Reporting System on 22/07/2022 10:07 version: FARS.1.1 ; Status : SUBMITTED

Certified Correct:


LUCIA S. SIRA
Budget Officer


Date: July 22, 2022

Certified Correct:



JESSICA M. GENZOLA
Accountant IV

Date: July 22, 2022

Recommending Approval:


VICKY D. JERUTA
Director, Financial Management Services
Date: July 22, 2022

Approved By:


RAUL F. MUYONG
SUC President III
Date: July 22, 2022

QUARTERLY REPORT OF REVENUE AND OTHER RECEIPTS
As at the Quarter Ending June 30, 2022

Department : State Universities and Colleges (SUCs)
Agency : Iloilo Science and Technology University
Operating Unit : < not applicable >
Organization Code (UACS) : 08 067 0000000
Fund Cluster : 06 - Business Related Funds

Classification/Sources of Revenue and Other Receipts	UACS CODE	REVENUE TARGET (Annual) per BESP	Actual Revenue and Other Receipts Collections					Cumulative Remittance/Deposits to Date			Variance		Remarks
			1st Quarter Ending March 31	2nd Quarter Ending June 30	3rd Quarter Ending Sept. 30	4th Quarter Ending Dec. 31	Total	Remittance to BTr	Deposited with AGDB	TOTAL	Amount	%	
1	2	3	4	5	6	7	8=[(6+(-)7]-8+9]	9	10	11=(9+10)	12=(8-3)	13=(12/3)	14
Business Related Funds		0.00	2,374,722.55	4,175,015.74	0.00	0.00	6,549,738.29	0.00	0.00	0.00	6,549,738.29	0%	
Revenue Collections		0.00	2,374,722.55	4,175,015.74	0.00	0.00	6,549,738.29	0.00	0.00	0.00	6,549,738.29	0%	
Cash Revenue		0.00	2,374,722.55	4,175,015.74	0.00	0.00	6,549,738.29	0.00	0.00	0.00	6,549,738.29	0%	
Non-Tax		0.00	2,374,722.55	4,175,015.74	0.00	0.00	6,549,738.29	0.00	0.00	0.00	6,549,738.29	0%	
Rent/Lease Income	4020205000	0.00	222,045.90	10,890.00	0.00	0.00	232,935.90	0.00	0.00	0.00	232,935.90	0%	
Landing and Parking Fees	4020212000	0.00	0.00	0.00	0.00	0.00	0.00	0.00	0.00	0.00	0.00	0%	
Income from Hostels/Dormitories and other Like facilities	4020213000	0.00	231,945.00	311,965.00	0.00	0.00	543,910.00	0.00	0.00	0.00	543,910.00	0%	
Other Sales	4020216099	0.00	126,450.00	228,725.00	0.00	0.00	355,175.00	0.00	0.00	0.00	355,175.00	0%	
Fines and Penalties - Business Income	4020223000	0.00	0.00	150.00	0.00	0.00	150.00	0.00	0.00	0.00	150.00	0%	
Other Business Income	4020299099	0.00	1,548,560.10	3,014,635.80	0.00	0.00	4,563,195.90	0.00	0.00	0.00	4,563,195.90	0%	
Other Gains	4050199000	0.00	0.00	0.00	0.00	0.00	0.00	0.00	0.00	0.00	0.00	0%	
Miscellaneous Income	4060999000	0.00	245,721.55	608,649.94	0.00	0.00	854,371.49	0.00	0.00	0.00	854,371.49	0%	
TOTAL		0.00	2,374,722.55	4,175,015.74	0.00	0.00	6,549,738.29	0.00	0.00	0.00	6,549,738.29	0%	


This report was generated using the Unified Reporting System on 22/07/2022 11:07 version: FARS.1.1 : Status : SUBMITTED

Certified Correct:


LUCIA S. SIRA
Budget Officer III


Date: July 22, 2022

Certified Correct:



JESSICA M. GENZOLA
Accountant IV

Date: July 22, 2022

Recommending Approval:


VICKY D. JERUTA
Director of Financial Management Services
Date: July 22, 2022

Approved By:


RAUL F. MUYONG
SUC President III
Date: July 22, 2022