

STATEMENT OF APPROVED BUDGET, UTILIZATIONS, DISBURSEMENTS AND BALANCES (For Off-Budgetary Funds) As at the Quarter Ending June 30, 2022

Department : State Universities and Colleges (SUCs) Agency/Entity : Iloilo Science and Technology University Operating Unit : (not applicable) Organization Code : 08 067 000000 Fund Cluster : 05 Internally Generated Funds

Table with columns: Particulars, UACS CODE, Approved Budget, Adjustments, Adjusted Budget, Utilizations (1st-4th Quarter, Total), Disbursements (1st-4th Quarter, Total), Balances (Unutilized Budget, Expired Obligations).

STATEMENT OF APPROVED BUDGET, UTILIZATIONS, DISBURSEMENTS AND BALANCES (For Off-Budgetary Funds) As at the Quarter Ending June 30, 2022

Colleges (SUCs) Iloilo Science and Technology University

d Funds (e.g. UACS Fund Cluster: 05-Internally Generated Funds and 06-Business Related Funds)

Table with columns: UACS CODE, Approved Budget, Adjustments, Adjusted Budget, Utilizations (1st-4th Quarter, Total), Disbursements (1st-4th Quarter, Total), Balances (Unutilized Budget, Expired Obligations).

System on 16/07/2022 14:35 version: FAR2.1.1 : Status : SUBMITTED

Certified Correct: JESSICA M. GENZOLA Accountant IV Date: 16-Jul-22

Recommending Approval By: VICKY D. JERITA Director, Financial Management Services Date: 16-Jul-22

Approved By: RAUL F. MUYONG SUC President III Date: 16-Jul-22



STATEMENT OF APPROVED BUDGET, UTILIZATIONS, DISBURSEMENTS AND BALANCES

(For Off-Budgetary Funds)

As at the Quarter Ending June 30, 2022

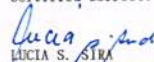
Department : State Universities and Colleges (SUCs)  
 Agency/Entity : Iloilo Science and Technology University  
 Operating Unit : < not applicable >  
 Organization Code (UACS) : 08 067 0000000  
 Fund Cluster : 06 Business Related Funds

(e.g. UACS Fund Cluster: 05-Internally Generated Funds and 06-Business Related Funds)

Particulars	UACS CODE	Approved Budget			Utilizations					Disbursements					Balances			
		Approved Budgeted Revenue	Adjustments (Reductions, Modifications/)	Adjusted Budgeted Revenue	1st Quarter Ending March 31	2nd Quarter Ending June 30	3rd Quarter Ending Sept. 30	4th Quarter Ending Dec. 31	Total	1st Quarter Ending March 31	2nd Quarter Ending June 30	3rd Quarter Ending Sept. 30	4th Quarter Ending Dec. 31	TOTAL	Utilized Budget	Unpaid Obligations		
																Due and Describable	Not Yet Due and Describable	
1	2	3	4	5=[3+(-)4]	6	7	8	9	10=(6+7+8+9)	11	12	13	14	15=(11+12+13+14)	16=(5-10)	17	18	
General Administration and Support	100000000000	0.00	0.00	0.00	0.00	0.00	0.00	0.00	0.00	0.00	0.00	0.00	0.00	0.00	0.00	0.00	0.00	0.00
General Management and Supervision	100000100001	0.00	0.00	0.00	0.00	0.00	0.00	0.00	0.00	0.00	0.00	0.00	0.00	0.00	0.00	0.00	0.00	0.00
PS		0.00	0.00	0.00	0.00	0.00	0.00	0.00	0.00	0.00	0.00	0.00	0.00	0.00	0.00	0.00	0.00	0.00
MOOE		0.00	0.00	0.00	0.00	0.00	0.00	0.00	0.00	0.00	0.00	0.00	0.00	0.00	0.00	0.00	0.00	0.00
FinEx		0.00	0.00	0.00	0.00	0.00	0.00	0.00	0.00	0.00	0.00	0.00	0.00	0.00	0.00	0.00	0.00	0.00
CO		0.00	0.00	0.00	0.00	0.00	0.00	0.00	0.00	0.00	0.00	0.00	0.00	0.00	0.00	0.00	0.00	0.00
Sub-Total, General Administration and Support		0.00	0.00	0.00	0.00	0.00	0.00	0.00	0.00	0.00	0.00	0.00	0.00	0.00	0.00	0.00	0.00	0.00
PS		0.00	0.00	0.00	0.00	0.00	0.00	0.00	0.00	0.00	0.00	0.00	0.00	0.00	0.00	0.00	0.00	0.00
MOOE		0.00	0.00	0.00	0.00	0.00	0.00	0.00	0.00	0.00	0.00	0.00	0.00	0.00	0.00	0.00	0.00	0.00
FinEx (if Applicable)		0.00	0.00	0.00	0.00	0.00	0.00	0.00	0.00	0.00	0.00	0.00	0.00	0.00	0.00	0.00	0.00	0.00
CO		0.00	0.00	0.00	0.00	0.00	0.00	0.00	0.00	0.00	0.00	0.00	0.00	0.00	0.00	0.00	0.00	0.00
Support to Operations	200000000000	0.00	0.00	0.00	0.00	0.00	0.00	0.00	0.00	0.00	0.00	0.00	0.00	0.00	0.00	0.00	0.00	0.00
Auxiliary Services	200000100001	0.00	0.00	0.00	0.00	0.00	0.00	0.00	0.00	0.00	0.00	0.00	0.00	0.00	0.00	0.00	0.00	0.00
PS		0.00	0.00	0.00	0.00	0.00	0.00	0.00	0.00	0.00	0.00	0.00	0.00	0.00	0.00	0.00	0.00	0.00
MOOE		0.00	0.00	0.00	0.00	0.00	0.00	0.00	0.00	0.00	0.00	0.00	0.00	0.00	0.00	0.00	0.00	0.00
CO		0.00	0.00	0.00	0.00	0.00	0.00	0.00	0.00	0.00	0.00	0.00	0.00	0.00	0.00	0.00	0.00	0.00
Sub-Total, Support to Operations		0.00	0.00	0.00	0.00	0.00	0.00	0.00	0.00	0.00	0.00	0.00	0.00	0.00	0.00	0.00	0.00	0.00
PS		0.00	0.00	0.00	0.00	0.00	0.00	0.00	0.00	0.00	0.00	0.00	0.00	0.00	0.00	0.00	0.00	0.00
MOOE		0.00	0.00	0.00	0.00	0.00	0.00	0.00	0.00	0.00	0.00	0.00	0.00	0.00	0.00	0.00	0.00	0.00
FinEx (if Applicable)		0.00	0.00	0.00	0.00	0.00	0.00	0.00	0.00	0.00	0.00	0.00	0.00	0.00	0.00	0.00	0.00	0.00
CO		0.00	0.00	0.00	0.00	0.00	0.00	0.00	0.00	0.00	0.00	0.00	0.00	0.00	0.00	0.00	0.00	0.00
Operations	300000000000	14,983,447.84	0.00	14,983,447.84	2,466,526.28	4,500,555.64	0.00	0.00	6,967,081.92	2,021,218.48	3,286,527.42	0.00	0.00	5,307,745.90	8,016,365.92	0.00	1,659,336.02	0.00
OO : Relevant and quality tertiary education	310000000000	14,983,447.84	0.00	14,983,447.84	2,466,526.28	4,500,555.64	0.00	0.00	6,967,081.92	2,021,218.48	3,286,527.42	0.00	0.00	5,307,745.90	8,016,365.92	0.00	1,659,336.02	0.00
HIGHER EDUCATION PROGRAM	310100000000	14,983,447.84	0.00	14,983,447.84	2,466,526.28	4,500,555.64	0.00	0.00	6,967,081.92	2,021,218.48	3,286,527.42	0.00	0.00	5,307,745.90	8,016,365.92	0.00	1,659,336.02	0.00
Provision of Higher Education Services	310100100002	14,983,447.84	0.00	14,983,447.84	2,466,526.28	4,500,555.64	0.00	0.00	6,967,081.92	2,021,218.48	3,286,527.42	0.00	0.00	5,307,745.90	8,016,365.92	0.00	1,659,336.02	0.00
PS		329,145.75	0.00	329,145.75	53,350.06	0.00	0.00	0.00	53,350.06	53,350.06	0.00	0.00	0.00	53,350.06	275,795.69	0.00	0.00	0.00
MOOE		14,446,077.78	0.00	14,446,077.78	2,413,176.22	4,462,555.64	0.00	0.00	6,875,731.86	1,967,868.42	3,286,527.42	0.00	0.00	5,254,395.84	7,570,345.92	0.00	1,621,336.02	0.00
FinEx		28,267.24	0.00	28,267.24	0.00	0.00	0.00	0.00	0.00	0.00	0.00	0.00	0.00	0.00	28,267.24	0.00	0.00	0.00
CO		179,957.07	0.00	179,957.07	0.00	38,000.00	0.00	0.00	38,000.00	0.00	0.00	0.00	0.00	0.00	141,957.07	0.00	38,000.00	0.00
Sub-Total, Operations		14,983,447.84	0.00	14,983,447.84	2,466,526.28	4,500,555.64	0.00	0.00	6,967,081.92	2,021,218.48	3,286,527.42	0.00	0.00	5,307,745.90	8,016,365.92	0.00	1,659,336.02	0.00
PS		329,145.75	0.00	329,145.75	53,350.06	0.00	0.00	0.00	53,350.06	53,350.06	0.00	0.00	0.00	53,350.06	275,795.69	0.00	0.00	0.00
MOOE		14,446,077.78	0.00	14,446,077.78	2,413,176.22	4,462,555.64	0.00	0.00	6,875,731.86	1,967,868.42	3,286,527.42	0.00	0.00	5,254,395.84	7,570,345.92	0.00	1,621,336.02	0.00
FinEx (if Applicable)		28,267.24	0.00	28,267.24	0.00	0.00	0.00	0.00	0.00	0.00	0.00	0.00	0.00	0.00	28,267.24	0.00	0.00	0.00
CO		179,957.07	0.00	179,957.07	0.00	38,000.00	0.00	0.00	38,000.00	0.00	0.00	0.00	0.00	0.00	141,957.07	0.00	38,000.00	0.00
GRAND TOTAL		14,983,447.84	0.00	14,983,447.84	2,466,526.28	4,500,555.64	0.00	0.00	6,967,081.92	2,021,218.48	3,286,527.42	0.00	0.00	5,307,745.90	8,016,365.92	0.00	1,659,336.02	0.00
PS		329,145.75	0.00	329,145.75	53,350.06	0.00	0.00	0.00	53,350.06	53,350.06	0.00	0.00	0.00	53,350.06	275,795.69	0.00	0.00	0.00
MOOE		14,446,077.78	0.00	14,446,077.78	2,413,176.22	4,462,555.64	0.00	0.00	6,875,731.86	1,967,868.42	3,286,527.42	0.00	0.00	5,254,395.84	7,570,345.92	0.00	1,621,336.02	0.00
FinEx (if Applicable)		28,267.24	0.00	28,267.24	0.00	0.00	0.00	0.00	0.00	0.00	0.00	0.00	0.00	0.00	28,267.24	0.00	0.00	0.00
CO		179,957.07	0.00	179,957.07	0.00	38,000.00	0.00	0.00	38,000.00	0.00	0.00	0.00	0.00	0.00	141,957.07	0.00	38,000.00	0.00

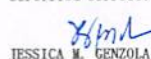
This report was generated using the Unified Reporting System on 16/07/2022 14:54 version:PAR2.1.1 : Status : SUBMITTED

Certified Corrects:

  
LUCIA S. SIRA

Budget Officer III  
Date: 16-Jul-22

Certified Correct:

  
JESSICA M. GENZOLA


Accountant IV  
Date: 16-Jul-22

Recommending Approval By:

  
VICKY H. JERUTA

Director, Financial Management Services  
Date: 16-Jul-22

Approved By:

  
RAUL P. MUYONG

SUC President III  
Date: 16-Jul-22