

SUMMARY OF APPROVED BUDGET, UTILIZATIONS, DISBURSEMENTS AND BALANCES BY OBJECT OF EXPENDITURES

(For Off-Budgetary Funds)

As at the Quarter Ending June 30, 2021

Department : State Universities and Colleges (SUCs)
Agency/Entity : Iloilo Science and Technology University
Operating Unit : < not applicable >
Organization Code (UACS) : 08 067 000000
Fund Cluster : 05 Internally Generated Funds
(e.g. UACS Fund Cluster: 05-Internally Generated Funds and 06-Business Related Funds)

Table with columns: Particulars, UACS CODE, Approved Budget (Approved Budgeted Revenue, Adjustments, Adjusted Budgeted Revenue), Utilizations (1st-4th Quarter Ending, Total), Disbursements (1st-4th Quarter Ending, TOTAL), and Balances (Unutilized Budget, Unpaid Obligations (Due and Demandable, Net Yet Due and Demandable)).


SUMMARY OF APPROVED BUDGET, UTILIZATIONS, DISBURSEMENTS AND BALANCES BY OBJECT OF EXPENDITURES

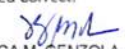
(For Off-Budgetary Funds)


As at the Quarter Ending June 30, 2021


Department : State Universities and Colleges (SUCs)
 Agency/Entity : Iloilo Science and Technology University
 Operating Unit : < not applicable >
 Organization Code (UACS) : 08 067 0000000
 Fund Cluster : 05 Internally Generated Funds
 (e.g. UACS Fund Cluster: 05-Internally Generated Funds and 06-Business Related Funds)

Particulars	UACS CODE	Approved Budget			Utilizations					Disbursements				Balances				
		Approved Budgeted Revenue	Adjustments (Reductions, Modifications)	Adjusted Budgeted Revenue	1st Quarter Ending March 31	2nd Quarter Ending June 30	3rd Quarter Ending Sept. 30	4th Quarter Ending Dec. 31	Total	1st Quarter Ending March 31	2nd Quarter Ending June 30	3rd Quarter Ending Sept. 30	4th Quarter Ending Dec. 31	TOTAL	Unutilized Budget	Unpaid Obligations		
																Due and Demandable	Net Yet Due and Demandable	
1	2	3	4	5=[3+(-)4]	6	7	8	9	10=(6+7+8+9)	11	12	13	14	15=(11+12+13+14)	16=(5-10)	17	18	
SUMMARY																		
A. AGENCY SPECIFIC BUDGET																		
Other Transportation Equipment	5060406099	0.00	0.00	0.00	0.00	0.00	0.00	0.00	0.00	0.00	0.00	0.00	0.00	0.00	0.00	0.00	0.00	0.00
Furniture, Fixtures and Books Outlay	5060407000	106,468.74	1,075,000.00	1,181,468.74	18,499.50	124,148.00	0.00	0.00	142,647.50	0.00	126,647.50	0.00	0.00	126,647.50	1,038,821.24	0.00	16,000.00	
Furniture and Fixtures	5060407001	106,468.74	1,075,000.00	1,181,468.74	18,499.50	124,148.00	0.00	0.00	142,647.50	0.00	126,647.50	0.00	0.00	126,647.50	1,038,821.24	0.00	16,000.00	
GRAND TOTAL		87,546,238.61	101,094,432.16	168,640,670.97	29,556,379.25	41,540,342.91	0.00	0.00	71,090,722.16	17,949,432.88	33,350,137.28	0.00	0.00	61,299,570.16	97,543,948.81	0.00	19,797,152.00	

Certified Correct:

 LUCIA S. SIRA
 Budget Officer III
 Date:

Certified Correct:

 JESSICA M. GENZOLA
 Accountant IV
 Date:

Recommending Approval:

 VICKY D. JERUTA
 Director Financial Management Services
 Date:

Approved By:

 RAULF. MUYONG
 SUC President III
 Date: