

STATEMENT OF APPROVED BUDGET, UTILIZATIONS, DISBURSEMENTS AND BALANCES

(For Off-Budgetary Funds)

As at the Quarter Ending March 31, 2021

Department : State Universities and Colleges (SUCs)  
 Agency/Entity : Iloilo Science and Technology University  
 Operating Unit : < not applicable >  
 Organization Code (UACS) : 08 067 0000000  
 Fund Cluster : 05 Internally Generated Funds  
 (e.g. UACS Fund Cluster: 05-Internally Generated Funds and 06-Business Related Funds)

Particulars	UACS CODE	Approved Budget			Utilizations					Disbursements					Balances		
		Approved Budgeted Revenue	Adjustments (Reductions, Modifications)	Adjusted Budgeted Revenue	1st Quarter Ending March 31	2nd Quarter Ending June 30	3rd Quarter Ending Sept. 30	4th Quarter Ending Dec. 31	Total	1st Quarter Ending March 31	2nd Quarter Ending June 30	3rd Quarter Ending Sept. 30	4th Quarter Ending Dec. 31	TOTAL	Unutilized Budget	Unpaid Obligations	
																5=(3+(-)4)	10=(8+9)
1	2	3	4	5	6	7	8	9	10	11	12	13	14	15	16	17	18
General Administration and Support	1000000000000000	20,280,082.33	0.00	20,280,082.33	3,065,387.53	0.00	0.00	0.00	3,065,387.53	1,616,439.03	0.00	0.00	0.00	1,616,439.03	17,214,694.80	0.00	1,448,948.50
General Management and Supervision	100000100001000	20,280,082.33	0.00	20,280,082.33	3,065,387.53	0.00	0.00	0.00	3,065,387.53	1,616,439.03	0.00	0.00	0.00	1,616,439.03	17,214,694.80	0.00	1,448,948.50
PS		1,028,594.03	0.00	1,028,594.03	441,777.64	0.00	0.00	0.00	441,777.64	441,777.64	0.00	0.00	0.00	441,777.64	586,816.39	0.00	0.00
MOOE		1,057,632.40	0.00	1,057,632.40	1,041,823.89	0.00	0.00	0.00	1,041,823.89	1,041,823.89	0.00	0.00	0.00	1,041,823.89	15,808.51	0.00	0.00
FinEx		3,137,987.02	0.00	3,137,987.02	0.00	0.00	0.00	0.00	0.00	0.00	0.00	0.00	0.00	0.00	3,137,987.02	0.00	0.00
CO		15,055,868.88	0.00	15,055,868.88	1,581,786.00	0.00	0.00	0.00	1,581,786.00	132,837.50	0.00	0.00	0.00	132,837.50	13,474,082.88	0.00	1,448,948.50
Sub-Total, General Administration and Support		20,280,082.33	0.00	20,280,082.33	3,065,387.53	0.00	0.00	0.00	3,065,387.53	1,616,439.03	0.00	0.00	0.00	1,616,439.03	17,214,694.80	0.00	1,448,948.50
PS		1,028,594.03	0.00	1,028,594.03	441,777.64	0.00	0.00	0.00	441,777.64	441,777.64	0.00	0.00	0.00	441,777.64	586,816.39	0.00	0.00
MOOE		1,057,632.40	0.00	1,057,632.40	1,041,823.89	0.00	0.00	0.00	1,041,823.89	1,041,823.89	0.00	0.00	0.00	1,041,823.89	15,808.51	0.00	0.00
FinEx (if Applicable)		3,137,987.02	0.00	3,137,987.02	0.00	0.00	0.00	0.00	0.00	0.00	0.00	0.00	0.00	0.00	3,137,987.02	0.00	0.00
CO		15,055,868.88	0.00	15,055,868.88	1,581,786.00	0.00	0.00	0.00	1,581,786.00	132,837.50	0.00	0.00	0.00	132,837.50	13,474,082.88	0.00	1,448,948.50
Support to Operations	2000000000000000	6,123,616.19	0.00	6,123,616.19	2,691,318.73	0.00	0.00	0.00	2,691,318.73	2,691,318.73	0.00	0.00	0.00	2,691,318.73	3,432,297.46	0.00	0.00
Auxiliary Services	200000100001000	6,123,616.19	0.00	6,123,616.19	2,691,318.73	0.00	0.00	0.00	2,691,318.73	2,691,318.73	0.00	0.00	0.00	2,691,318.73	3,432,297.46	0.00	0.00
PS		0.00	0.00	0.00	0.00	0.00	0.00	0.00	0.00	0.00	0.00	0.00	0.00	0.00	0.00	0.00	0.00
MOOE		6,109,480.13	0.00	6,109,480.13	2,677,933.73	0.00	0.00	0.00	2,677,933.73	2,677,933.73	0.00	0.00	0.00	2,677,933.73	3,431,546.40	0.00	0.00
CO		14,136.06	0.00	14,136.06	13,385.00	0.00	0.00	0.00	13,385.00	13,385.00	0.00	0.00	0.00	13,385.00	751.06	0.00	0.00
Sub-Total, Support to Operations		6,123,616.19	0.00	6,123,616.19	2,691,318.73	0.00	0.00	0.00	2,691,318.73	2,691,318.73	0.00	0.00	0.00	2,691,318.73	3,432,297.46	0.00	0.00
PS		0.00	0.00	0.00	0.00	0.00	0.00	0.00	0.00	0.00	0.00	0.00	0.00	0.00	0.00	0.00	0.00
MOOE		6,109,480.13	0.00	6,109,480.13	2,677,933.73	0.00	0.00	0.00	2,677,933.73	2,677,933.73	0.00	0.00	0.00	2,677,933.73	3,431,546.40	0.00	0.00
FinEx (if Applicable)		0.00	0.00	0.00	0.00	0.00	0.00	0.00	0.00	0.00	0.00	0.00	0.00	0.00	0.00	0.00	0.00
CO		14,136.06	0.00	14,136.06	13,385.00	0.00	0.00	0.00	13,385.00	13,385.00	0.00	0.00	0.00	13,385.00	751.06	0.00	0.00
Operations	3000000000000000	41,142,540.29	0.00	41,142,540.29	23,799,672.99	0.00	0.00	0.00	23,799,672.99	13,641,675.12	0.00	0.00	0.00	13,641,675.12	17,342,867.30	0.00	10,157,997.87
OO : Relevant and quality tertiary education ensured to achieve inclusive growth and access of poor but deserving students to quality tertiary education increased	3100000000000000	25,836,260.19	0.00	25,836,260.19	21,940,812.17	0.00	0.00	0.00	21,940,812.17	11,782,814.30	0.00	0.00	0.00	11,782,814.30	3,895,448.02	0.00	10,157,997.87
HIGHER EDUCATION PROGRAM	3101000000000000	25,836,260.19	0.00	25,836,260.19	21,940,812.17	0.00	0.00	0.00	21,940,812.17	11,782,814.30	0.00	0.00	0.00	11,782,814.30	3,895,448.02	0.00	10,157,997.87
Provision of Higher Education Services	310100100002000	25,836,260.19	0.00	25,836,260.19	21,940,812.17	0.00	0.00	0.00	21,940,812.17	11,782,814.30	0.00	0.00	0.00	11,782,814.30	3,895,448.02	0.00	10,157,997.87
PS		2,478,400.64	0.00	2,478,400.64	323,642.66	0.00	0.00	0.00	323,642.66	254,012.76	0.00	0.00	0.00	254,012.76	2,154,757.98	0.00	69,629.90
MOOE		16,201,823.48	0.00	16,201,823.48	15,324,698.51	0.00	0.00	0.00	15,324,698.51	11,528,801.54	0.00	0.00	0.00	11,528,801.54	877,124.97	0.00	3,795,896.97
CO		7,156,036.07	0.00	7,156,036.07	6,292,471.00	0.00	0.00	0.00	6,292,471.00	0.00	0.00	0.00	0.00	0.00	863,565.07	0.00	6,292,471.00
OO : Higher education research improved to promote economic productivity and innovation	3200000000000000	5,497,881.49	0.00	5,497,881.49	1,829,095.05	0.00	0.00	0.00	1,829,095.05	1,829,095.05	0.00	0.00	0.00	1,829,095.05	3,668,786.44	0.00	0.00
ADVANCED EDUCATION PROGRAM	3201000000000000	2,607,272.50	0.00	2,607,272.50	1,005,015.34	0.00	0.00	0.00	1,005,015.34	1,005,015.34	0.00	0.00	0.00	1,005,015.34	1,602,257.16	0.00	0.00
Provision of Advanced Education Services	320100100001000	2,607,272.50	0.00	2,607,272.50	1,005,015.34	0.00	0.00	0.00	1,005,015.34	1,005,015.34	0.00	0.00	0.00	1,005,015.34	1,602,257.16	0.00	0.00
PS		1,994,372.62	0.00	1,994,372.62	863,467.34	0.00	0.00	0.00	863,467.34	863,467.34	0.00	0.00	0.00	863,467.34	1,130,905.28	0.00	0.00
MOOE		611,649.88	0.00	611,649.88	140,300.00	0.00	0.00	0.00	140,300.00	140,300.00	0.00	0.00	0.00	140,300.00	471,349.88	0.00	0.00
CO		1,250.00	0.00	1,250.00	1,248.00	0.00	0.00	0.00	1,248.00	1,248.00	0.00	0.00	0.00	1,248.00	2.00	0.00	0.00
RESEARCH PROGRAM	3202000000000000	2,890,608.99	0.00	2,890,608.99	824,079.71	0.00	0.00	0.00	824,079.71	824,079.71	0.00	0.00	0.00	824,079.71	2,066,529.28	0.00	0.00
Conduct of Research Services	320200100001000	2,890,608.99	0.00	2,890,608.99	824,079.71	0.00	0.00	0.00	824,079.71	824,079.71	0.00	0.00	0.00	824,079.71	2,066,529.28	0.00	0.00
PS		231,803.00	0.00	231,803.00	0.00	0.00	0.00	0.00	0.00	0.00	0.00	0.00	0.00	0.00	231,803.00	0.00	0.00

STATEMENT OF APPROVED BUDGET, UTILIZATIONS, DISBURSEMENTS AND BALANCES

(For Off-Budgetary Funds)


As at the Quarter Ending March 31, 2021

Department : State Universities and Colleges (SUCs)  
 Agency/Entity : Iloilo Science and Technology University  
 Operating Unit : < not applicable >  
 Organization Code (UACS) : 08 067 0000000  
 Fund Cluster : 05 Internally Generated Funds  
 (e.g. UACS Fund Cluster: 05-Internally Generated Funds and 06-Business Related Funds)


Particulars	UACS CODE	Approved Budget			Utilizations					Disbursements				Balances			
		Approved Budgeted Revenue	Adjustments (Reductions, Modifications)	Adjusted Budgeted Revenue	1st Quarter Ending March 31	2nd Quarter Ending June 30	3rd Quarter Ending Sept. 30	4th Quarter Ending Dec. 31	Total	1st Quarter Ending March 31	2nd Quarter Ending June 30	3rd Quarter Ending Sept. 30	4th Quarter Ending Dec. 31	TOTAL	Unutilized Budget	Unpaid Obligations	
																Due and Demandable	Not Yet Due and Demandable
1	2	3	4	5=[3+(-)4]	6	7	8	9	10=(6+7+8+9)	11	12	13	14	15=(11+12+13+14)	16=(5-10)	17	18
MOOE		756,081.81	0.00	756,081.81	755,580.21	0.00	0.00	0.00	755,580.21	755,580.21	0.00	0.00	0.00	755,580.21	501.60	0.00	0.00
CO		1,902,724.18	0.00	1,902,724.18	68,499.50	0.00	0.00	0.00	68,499.50	68,499.50	0.00	0.00	0.00	68,499.50	1,834,224.68	0.00	0.00
CO : Community engagement increased	3300000000000000	9,808,398.61	0.00	9,808,398.61	29,765.77	0.00	0.00	0.00	29,765.77	29,765.77	0.00	0.00	0.00	29,765.77	9,778,632.84	0.00	0.00
TECHNICAL ADVISORY EXTENSION PROGRAM	3301000000000000	9,808,398.61	0.00	9,808,398.61	29,765.77	0.00	0.00	0.00	29,765.77	29,765.77	0.00	0.00	0.00	29,765.77	9,778,632.84	0.00	0.00
Provision of Extension Services	330100100001000	9,808,398.61	0.00	9,808,398.61	29,765.77	0.00	0.00	0.00	29,765.77	29,765.77	0.00	0.00	0.00	29,765.77	9,778,632.84	0.00	0.00
PS		3,768,045.22	0.00	3,768,045.22	0.00	0.00	0.00	0.00	0.00	0.00	0.00	0.00	0.00	0.00	3,768,045.22	0.00	0.00
MOOE		6,017,603.39	0.00	6,017,603.39	29,765.77	0.00	0.00	0.00	29,765.77	29,765.77	0.00	0.00	0.00	29,765.77	5,987,837.62	0.00	0.00
CO		22,750.00	0.00	22,750.00	0.00	0.00	0.00	0.00	0.00	0.00	0.00	0.00	0.00	0.00	22,750.00	0.00	0.00
Sub-Total, Operations		41,142,540.29	0.00	41,142,540.29	23,799,672.99	0.00	0.00	0.00	23,799,672.99	13,641,675.12	0.00	0.00	0.00	13,641,675.12	17,342,867.30	0.00	10,157,997.87
PS		8,472,621.48	0.00	8,472,621.48	1,187,110.00	0.00	0.00	0.00	1,187,110.00	1,117,480.10	0.00	0.00	0.00	1,117,480.10	7,285,511.48	0.00	69,629.90
MOOE		23,587,158.56	0.00	23,587,158.56	16,250,344.49	0.00	0.00	0.00	16,250,344.49	12,454,447.52	0.00	0.00	0.00	12,454,447.52	7,336,814.07	0.00	3,795,896.97
FinEx (if Applicable)		0.00	0.00	0.00	0.00	0.00	0.00	0.00	0.00	0.00	0.00	0.00	0.00	0.00	0.00	0.00	0.00
CO		9,082,760.25	0.00	9,082,760.25	6,362,218.50	0.00	0.00	0.00	6,362,218.50	69,747.50	0.00	0.00	0.00	69,747.50	2,720,541.75	0.00	6,292,471.00
GRAND TOTAL		67,546,238.81	0.00	67,546,238.81	29,556,379.25	0.00	0.00	0.00	29,556,379.25	17,949,432.88	0.00	0.00	0.00	17,949,432.88	37,989,859.56	0.00	11,606,946.37
PS		9,501,215.51	0.00	9,501,215.51	1,628,887.64	0.00	0.00	0.00	1,628,887.64	1,559,257.74	0.00	0.00	0.00	1,559,257.74	7,872,327.87	0.00	69,629.90
MOOE		30,754,271.09	0.00	30,754,271.09	19,970,102.11	0.00	0.00	0.00	19,970,102.11	16,174,205.14	0.00	0.00	0.00	16,174,205.14	10,784,168.98	0.00	3,795,896.97
FinEx (if Applicable)		3,137,987.02	0.00	3,137,987.02	0.00	0.00	0.00	0.00	0.00	0.00	0.00	0.00	0.00	0.00	3,137,987.02	0.00	0.00
CO		24,152,765.19	0.00	24,152,765.19	7,957,389.50	0.00	0.00	0.00	7,957,389.50	215,970.00	0.00	0.00	0.00	215,970.00	16,195,375.69	0.00	7,741,419.50

This report was generated using the Unified Reporting System on 16/04/2021 00:29 version FAR2.1.1 ; Status : SUBMITTED


Certified Correct:

  
 LUCIA S. SISA  
 Budget Officer III  
 Date: April 16, 2021

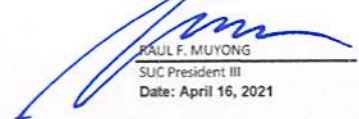
Certified Correct:

  
 JESSICA M. BENZOLA  
 Accountant IV  
 Date: April 16, 2021

Recommending Approval:

  
 VICKI J. JERUTA  
 Director Financial Management services  
 Date: April 16, 2021

Approved By:

  
 RAUL F. MUYONG  
 SUC President III  
 Date: April 16, 2021