



STATEMENT OF APPROVED BUDGET, UTILIZATIONS, DISBURSEMENT AND BALANCES
(For Off-Budgetary Funds)

As at the Quarter Ending September 30, 2020

Department : State Universities and Colleges (SUCs)
 Agency/Entity : Iloilo Science and Technology University
 Operating Unit : < not applicable >
 Organization Code : 08 067 0000000
 Fund Cluster : 05 Internally Generated Funds
 (e.g. UACS Fund Cluster: 05-Internally Generated Funds and 06-Business Related Funds)


Particulars	UACS CODE	Approved Budget			Utilizations					Disbursements					Balances		
		Approved Budgeted Revenue	Adjustments (Reductions, Modifications/ Augmentations)	Adjusted Budgeted Revenue	1st Quarter Ending March 31	2nd Quarter Ending June 30	3rd Quarter Ending Sept. 30	4th Quarter Ending Dec. 31	Total	1st Quarter Ending March 31	2nd Quarter Ending June 30	3rd Quarter Ending Sept. 30	4th Quarter Ending Dec. 31	TOTAL	Unused Budget	Unpaid Obligations (10-15)=(17+18)	
																Due and Demandable	Not Yet Due and Demandable
1	2	3	4	5=(3+(-)4)	6	7	8	9	10=(6+7+8+9)	11	12	13	14	15=(11+12+13+14)	16=(5-10)	17	18
PS		3,828,502.72	0.00	3,828,502.72	0.00	60,457.50	0.00	0.00	60,457.50	0.00	60,457.50	0.00	0.00	60,457.50	3,768,045.22	0.00	0.00
MOOE		3,306,531.05	4,657.75	3,311,188.40	59,600.00	58,101.56	24,196.00	0.00	141,897.56	59,600.00	58,101.56	24,196.00	0.00	141,897.56	3,169,291.84	0.00	0.00
CO		50,000.00	0.00	50,000.00	0.00	0.00	0.00	0.00	0.00	0.00	0.00	0.00	0.00	0.00	50,000.00	0.00	0.00
Sub-Total: Operations		58,600,769.38	1,068,229.53	57,698,998.51	28,448,521.86	6,517,486.70	12,670,185.62	0.00	47,634,194.21	20,939,293.47	4,229,033.49	17,035,927.89	0.00	42,204,254.85	10,064,804.70	0.00	5,429,939.36
PS		7,454,384.71	388,115.89	7,843,500.60	1,467,600.50	1,256,739.60	695,015.88	0.00	3,419,355.96	1,467,900.50	1,256,739.60	695,015.88	0.00	3,419,355.96	4,424,144.64	0.00	0.00
MOOE		41,772,427.00	706,113.64	42,481,540.64	22,618,746.39	4,688,408.61	11,546,804.78	0.00	38,654,959.78	19,221,592.97	2,972,293.89	11,231,133.54	0.00	33,425,020.40	3,626,590.88	0.00	5,429,939.36
FinEx (if Applicable)		0.00	0.00	0.00	0.00	0.00	0.00	0.00	0.00	0.00	0.00	0.00	0.00	0.00	0.00	0.00	0.00
CO		7,373,957.67	0.00	7,373,957.67	4,369,179.00	572,338.49	428,365.00	0.00	5,369,878.49	250,100.00	0.00	0.00	0.00	5,369,878.49	2,014,079.18	0.00	0.00
GRAND TOTAL		118,793,466.03	1,806,402.33	118,989,868.66	36,458,418.71	24,103,290.33	18,731,417.62	0.00	79,293,096.66	27,295,908.03	14,765,848.61	24,163,945.40	0.00	69,225,601.04	39,096,772.30	0.00	13,067,466.62
PS		8,179,135.65	840,115.89	10,019,251.54	1,715,057.92	1,505,989.60	1,505,015.88	0.00	4,726,063.38	1,715,057.92	1,505,989.60	1,505,015.88	0.00	4,726,063.38	5,293,188.18	0.00	0.00
MOOE		75,478,386.17	757,710.64	76,236,096.81	28,153,471.53	6,967,813.68	15,795,391.78	0.00	50,936,676.97	24,755,318.11	5,271,698.96	15,479,720.54	0.00	45,506,737.61	25,299,419.84	0.00	5,429,939.36
FinEx (if Applicable)		10,338,619.43	8,575.80	10,347,195.23	0.00	6,394,117.05	0.00	0.00	6,394,117.05	0.00	6,394,117.05	0.00	0.00	6,394,117.05	3,953,078.18	0.00	0.00
CO		21,787,325.36	0.00	21,787,325.36	6,589,869.26	9,215,340.00	1,431,010.00	0.00	17,236,239.26	825,432.00	1,594,041.00	7,178,210.00	0.00	9,598,683.00	4,551,086.12	0.00	7,637,556.26

Certified Correct:

 LUCIA S. SIRA
 Budget Officer III
 Date:

Certified Correct:

 JESSICA M. GENZOLA
 Accountant III
 Date:

Recommending Approval

 VICKY D. JERUTA
 Director Financial Management Services
 Date:

Approved By:

 RAUL F. MUYONG
 SUC President III
 Date: