

STATEMENT OF APPROPRIATIONS, ALLOTMENTS, OBLIGATIONS, DISBURSEMENTS AND BALANCES
As at the Quarter Ending March 31, 2020

Department : State Universities and Colleges (SUCs)
 Agency/Entity : Iloilo Science and Technology University
 Operating Unit : < not applicable >
 Organization Code : 08 067 000000
 Fund Cluster : 01 Regular Agency Fund

X

(e.g. UACS Fund Cluster: 01-Regular Agency Fund, 02-Foreign Assisted Projects Fund, 03-Special Account-Locally Funded/Domestic Grants Fund, and 04-Special Account-Foreign Assisted/Foreign Grants Fund)

Particulars	UACS CODE	Appropriations		Allotments				Current Year Obligations				Current Year Disbursements			Balances			
		Authorized Appropriations	Adjusted Appropriations	Allotments Received	Adjustments (Reductions, Modifications/ Augmentations)	Transfer To	Adjusted Total Allotments	1st Quarter Ending March 31	3rd Quarter Ending Sept. 30	4th Quarter Ending Dec. 31	TOTAL	1st Quarter Ending March 31	4th Quarter Ending Dec. 31	TOTAL	Unreleased Appro	Unobligated Allotments	Unpaid Obligations (15-20)=(23+24)	
																	Due and Demandable	Not Yet Due and Demandable
1	2	3	5=(3+4)	6	7	8	10=(8+(-)-7)-8+9	11	13	14	15=(11+12+13+14)	16	19	20=(16+17+18+19)	21	22	23	24
I. Agency Specific Budget		608,784,000.00	608,784,000.00	595,119,000.00	0.00	0.00	595,119,000.00	107,206,343.69	0.00	0.00	107,206,343.69	92,823,395.18	0.00	92,823,395.18	13,665,000.00	487,912,656.31	0.00	14,382,948.51
General Administration and Support	10000000000000000000	57,057,000.00	57,057,000.00	45,987,000.00	0.00	0.00	45,987,000.00	14,765,669.22	0.00	0.00	14,765,669.22	14,765,669.22	0.00	14,765,669.22	11,070,000.00	31,221,330.78	0.00	0.00
General Management and Supervision	100000100001000	45,570,000.00	45,570,000.00	45,570,000.00	0.00	0.00	45,570,000.00	14,765,669.22	0.00	0.00	14,765,669.22	14,765,669.22	0.00	14,765,669.22	0.00	30,804,330.78	0.00	0.00
PS		34,048,000.00	34,048,000.00	34,048,000.00	0.00	0.00	34,048,000.00	7,180,403.86	0.00	0.00	7,180,403.86	7,180,403.86	0.00	7,180,403.86	0.00	26,867,596.14	0.00	0.00
MOOE		11,522,000.00	11,522,000.00	11,522,000.00	0.00	0.00	11,522,000.00	7,585,265.36	0.00	0.00	7,585,265.36	7,585,265.36	0.00	7,585,265.36	0.00	3,936,734.64	0.00	0.00
Administration of Personnel Benefits	100000100002000	11,487,000.00	11,487,000.00	417,000.00	0.00	0.00	417,000.00	0.00	0.00	0.00	0.00	0.00	0.00	0.00	11,070,000.00	417,000.00	0.00	0.00
PS		11,487,000.00	11,487,000.00	417,000.00	0.00	0.00	417,000.00	0.00	0.00	0.00	0.00	0.00	0.00	0.00	11,070,000.00	417,000.00	0.00	0.00
Sub-Total, General Administration and Support		57,057,000.00	57,057,000.00	45,987,000.00	0.00	0.00	45,987,000.00	14,765,669.22	0.00	0.00	14,765,669.22	14,765,669.22	0.00	14,765,669.22	11,070,000.00	31,221,330.78	0.00	0.00
PS		45,535,000.00	45,535,000.00	34,465,000.00	0.00	0.00	34,465,000.00	7,180,403.86	0.00	0.00	7,180,403.86	7,180,403.86	0.00	7,180,403.86	11,070,000.00	27,284,596.14	0.00	0.00
MOOE		11,522,000.00	11,522,000.00	11,522,000.00	0.00	0.00	11,522,000.00	7,585,265.36	0.00	0.00	7,585,265.36	7,585,265.36	0.00	7,585,265.36	0.00	3,936,734.64	0.00	0.00
FinEx (If Applicable)		0.00	0.00	0.00	0.00	0.00	0.00	0.00	0.00	0.00	0.00	0.00	0.00	0.00	0.00	0.00	0.00	0.00
CO		0.00	0.00	0.00	0.00	0.00	0.00	0.00	0.00	0.00	0.00	0.00	0.00	0.00	0.00	0.00	0.00	0.00
Support to Operations	20000000000000000000	10,644,000.00	10,644,000.00	10,644,000.00	0.00	0.00	10,644,000.00	2,127,083.99	0.00	0.00	2,127,083.99	2,127,083.99	0.00	2,127,083.99	0.00	8,516,916.01	0.00	0.00
Auditory Services	200000100001000	10,644,000.00	10,644,000.00	10,644,000.00	0.00	0.00	10,644,000.00	2,127,083.99	0.00	0.00	2,127,083.99	2,127,083.99	0.00	2,127,083.99	0.00	8,516,916.01	0.00	0.00
PS		4,669,000.00	4,669,000.00	4,669,000.00	0.00	0.00	4,669,000.00	984,880.99	0.00	0.00	984,880.99	984,880.99	0.00	984,880.99	0.00	3,684,119.01	0.00	0.00
MOOE		5,975,000.00	5,975,000.00	5,975,000.00	0.00	0.00	5,975,000.00	1,142,203.00	0.00	0.00	1,142,203.00	1,142,203.00	0.00	1,142,203.00	0.00	4,832,797.00	0.00	0.00
Sub-Total, Support to Operations		10,644,000.00	10,644,000.00	10,644,000.00	0.00	0.00	10,644,000.00	2,127,083.99	0.00	0.00	2,127,083.99	2,127,083.99	0.00	2,127,083.99	0.00	8,516,916.01	0.00	0.00
PS		4,669,000.00	4,669,000.00	4,669,000.00	0.00	0.00	4,669,000.00	984,880.99	0.00	0.00	984,880.99	984,880.99	0.00	984,880.99	0.00	3,684,119.01	0.00	0.00
MOOE		5,975,000.00	5,975,000.00	5,975,000.00	0.00	0.00	5,975,000.00	1,142,203.00	0.00	0.00	1,142,203.00	1,142,203.00	0.00	1,142,203.00	0.00	4,832,797.00	0.00	0.00
FinEx (If Applicable)		0.00	0.00	0.00	0.00	0.00	0.00	0.00	0.00	0.00	0.00	0.00	0.00	0.00	0.00	0.00	0.00	0.00
CO		0.00	0.00	0.00	0.00	0.00	0.00	0.00	0.00	0.00	0.00	0.00	0.00	0.00	0.00	0.00	0.00	0.00
Operations	30000000000000000000	541,083,000.00	541,083,000.00	538,488,000.00	0.00	0.00	538,488,000.00	90,313,590.48	0.00	0.00	90,313,590.48	75,930,641.97	0.00	75,930,641.97	0.00	448,174,409.52	0.00	14,382,948.51
OO : Relevant and quality tertiary education ensured to achieve inclusive growth and access of poor but deserving students to quality tertiary education increased		514,643,000.00	514,643,000.00	513,048,000.00	0.00	0.00	513,048,000.00	88,796,108.54	0.00	0.00	88,796,108.54	74,413,160.03	0.00	74,413,160.03	1,595,000.00	424,251,891.46	0.00	14,382,948.51
HIGHER EDUCATION PROGRAM		514,643,000.00	514,643,000.00	513,048,000.00	0.00	0.00	513,048,000.00	88,796,108.54	0.00	0.00	88,796,108.54	74,413,160.03	0.00	74,413,160.03	1,595,000.00	424,251,891.46	0.00	14,382,948.51
Provision of Higher Education Services	310100100002000	444,143,000.00	444,143,000.00	443,048,000.00	0.00	0.00	443,048,000.00	88,796,108.54	0.00	0.00	88,796,108.54	74,413,160.03	0.00	74,413,160.03	1,095,000.00	354,251,891.46	0.00	14,382,948.51
PS		305,677,000.00	305,677,000.00	304,582,000.00	0.00	0.00	304,582,000.00	70,344,853.70	0.00	0.00	70,344,853.70	61,354,009.21	0.00	61,354,009.21	1,095,000.00	234,237,146.30	0.00	8,990,844.48

This report was generated using the Unified Reporting System on 20/04/2020 13:08 version.FAR.1.1.5 ; Status : SUBMITTED

Department : State Universities and Colleges (SUCs)
 Agency/Entity : Iloilo Science and Technology University
 Operating Unit : < not applicable >
 Organization Code : 08 067 000000
 Fund Cluster : 01 Regular Agency Fund

X

(e.g. UACS Fund Cluster: 01-Regular Agency Fund, 02-Foreign Assisted Projects Fund, 03-Special Account-Locally Funded/Domestic Grants Fund, and 04-Special Account-Foreign Assisted/Foreign Grants Fund)

Particulars	UACS CODE	Appropriations		Allotments			Current Year Obligations				Current Year Disbursements			Balances				
		Authorized Appropriations	Adjusted Appropriations	Allotments Received	Adjustments (Reductions, Modifications/ Augmentations)	Transfer To	Adjusted Total Allotments	1st Quarter Ending March 31	3rd Quarter Ending Sept. 30	4th Quarter Ending Dec. 31	TOTAL	1st Quarter Ending March 31	4th Quarter Ending Dec. 31	TOTAL	Unreleased Appro	Unobligated Allotments	Unpaid Obligations (15-20)=(23+24)	
																	Due and Demandable	Not Yet Due and Demandable
1	2	3	5=(3+4)	6	7	8	10=[(6+(-)7)-8+9]	11	13	14	15=(11+12+13+14)	16	19	20=(16+17+18+19)	21	22	23	24
MOOE		98,466,000.00	98,466,000.00	98,466,000.00	0.00	0.00	98,466,000.00	11,738,823.24	0.00	0.00	11,738,823.24	10,038,983.69	0.00	10,038,983.69	0.00	86,727,176.76	0.00	1,699,839.66
CO		40,000,000.00	40,000,000.00	40,000,000.00	0.00	0.00	40,000,000.00	6,712,431.60	0.00	0.00	6,712,431.60	3,020,167.23	0.00	3,020,167.23	0.00	33,287,568.40	0.00	3,692,264.37
Project(s)		70,500,000.00	70,500,000.00	70,000,000.00	0.00	0.00	70,000,000.00	0.00	0.00	0.00	0.00	0.00	0.00	0.00	500,000.00	70,000,000.00	0.00	0.00
Locally-Funded Project(s)		70,500,000.00	70,500,000.00	70,000,000.00	0.00	0.00	70,000,000.00	0.00	0.00	0.00	0.00	0.00	0.00	0.00	500,000.00	70,000,000.00	0.00	0.00
Rehabilitation of Academic Building, Dumangas Campus	31010020001400	15,000,000.00	15,000,000.00	15,000,000.00	0.00	0.00	15,000,000.00	0.00	0.00	0.00	0.00	0.00	0.00	0.00	0.00	15,000,000.00	0.00	0.00
CO		15,000,000.00	15,000,000.00	15,000,000.00	0.00	0.00	15,000,000.00	0.00	0.00	0.00	0.00	0.00	0.00	0.00	0.00	15,000,000.00	0.00	0.00
Rehabilitation of L-Building, La Paz Campus	31010020001500	55,000,000.00	55,000,000.00	55,000,000.00	0.00	0.00	55,000,000.00	0.00	0.00	0.00	0.00	0.00	0.00	0.00	0.00	55,000,000.00	0.00	0.00
CO		55,000,000.00	55,000,000.00	55,000,000.00	0.00	0.00	55,000,000.00	0.00	0.00	0.00	0.00	0.00	0.00	0.00	0.00	55,000,000.00	0.00	0.00
Conduct of Activities for Sports and Culture Development	31010020001600	500,000.00	500,000.00	0.00	0.00	0.00	0.00	0.00	0.00	0.00	0.00	0.00	0.00	0.00	500,000.00	0.00	0.00	0.00
MOOE		500,000.00	500,000.00	0.00	0.00	0.00	0.00	0.00	0.00	0.00	0.00	0.00	0.00	0.00	500,000.00	0.00	0.00	0.00
DO : Higher education research improved to promote economic productivity and innovation		23,685,000.00	23,685,000.00	22,685,000.00	0.00	0.00	22,685,000.00	1,333,387.84	0.00	0.00	1,333,387.84	1,333,387.84	0.00	1,333,387.84	1,000,000.00	21,351,812.16	0.00	0.00
ADVANCED EDUCATION PROGRAM		3,492,000.00	3,492,000.00	3,492,000.00	0.00	0.00	3,492,000.00	0.00	0.00	0.00	0.00	0.00	0.00	0.00	0.00	3,492,000.00	0.00	0.00
Provision of Advanced Education Services	32010010000100	3,492,000.00	3,492,000.00	3,492,000.00	0.00	0.00	3,492,000.00	0.00	0.00	0.00	0.00	0.00	0.00	0.00	0.00	3,492,000.00	0.00	0.00
PS		1,395,000.00	1,395,000.00	1,395,000.00	0.00	0.00	1,395,000.00	0.00	0.00	0.00	0.00	0.00	0.00	0.00	0.00	1,395,000.00	0.00	0.00
MOOE		2,097,000.00	2,097,000.00	2,097,000.00	0.00	0.00	2,097,000.00	0.00	0.00	0.00	0.00	0.00	0.00	0.00	0.00	2,097,000.00	0.00	0.00
RESEARCH PROGRAM		20,193,000.00	20,193,000.00	19,193,000.00	0.00	0.00	19,193,000.00	1,333,387.84	0.00	0.00	1,333,387.84	1,333,387.84	0.00	1,333,387.84	1,000,000.00	17,859,612.16	0.00	0.00
Conduct of Research Services, including P1,000,000 for Research Rewards/Incentives	32020010000100	20,193,000.00	20,193,000.00	19,193,000.00	0.00	0.00	19,193,000.00	1,333,387.84	0.00	0.00	1,333,387.84	1,333,387.84	0.00	1,333,387.84	1,000,000.00	17,859,612.16	0.00	0.00
PS		979,000.00	979,000.00	979,000.00	0.00	0.00	979,000.00	67,275.00	0.00	0.00	67,275.00	67,275.00	0.00	67,275.00	0.00	911,725.00	0.00	0.00
MOOE		19,214,000.00	19,214,000.00	18,214,000.00	0.00	0.00	18,214,000.00	1,266,112.84	0.00	0.00	1,266,112.84	1,266,112.84	0.00	1,266,112.84	1,000,000.00	16,947,887.16	0.00	0.00
DO : Community engagement increased		2,755,000.00	2,755,000.00	2,755,000.00	0.00	0.00	2,755,000.00	184,094.10	0.00	0.00	184,094.10	184,094.10	0.00	184,094.10	0.00	2,570,905.90	0.00	0.00
TECHNICAL ADVISORY EXTENSION PROGRAM		2,755,000.00	2,755,000.00	2,755,000.00	0.00	0.00	2,755,000.00	184,094.10	0.00	0.00	184,094.10	184,094.10	0.00	184,094.10	0.00	2,570,905.90	0.00	0.00
Provision of Extension Services	33010010000100	2,755,000.00	2,755,000.00	2,755,000.00	0.00	0.00	2,755,000.00	184,094.10	0.00	0.00	184,094.10	184,094.10	0.00	184,094.10	0.00	2,570,905.90	0.00	0.00
MOOE		2,755,000.00	2,755,000.00	2,755,000.00	0.00	0.00	2,755,000.00	184,094.10	0.00	0.00	184,094.10	184,094.10	0.00	184,094.10	0.00	2,570,905.90	0.00	0.00
Sub-Total, Operations		541,083,000.00	541,083,000.00	538,488,000.00	0.00	0.00	538,488,000.00	90,313,590.48	0.00	0.00	90,313,590.48	75,930,641.97	0.00	75,930,641.97	0.00	448,174,409.52	0.00	14,382,948.51
PS		308,051,000.00	308,051,000.00	306,956,000.00	0.00	0.00	306,956,000.00	70,412,128.70	0.00	0.00	70,412,128.70	61,421,284.21	0.00	61,421,284.21	1,095,000.00	236,543,671.30	0.00	8,990,644.49
MOOE		123,032,000.00	123,032,000.00	121,532,000.00	0.00	0.00	121,532,000.00	13,189,030.18	0.00	0.00	13,189,030.18	11,489,190.53	0.00	11,489,190.53	1,500,000.00	108,342,969.82	0.00	1,699,839.66
FinEx (If Applicable)		0.00	0.00	0.00	0.00	0.00	0.00	0.00	0.00	0.00	0.00	0.00	0.00	0.00	0.00	0.00	0.00	0.00
CO		110,000,000.00	110,000,000.00	110,000,000.00	0.00	0.00	110,000,000.00	6,712,431.60	0.00	0.00	6,712,431.60	3,020,167.23	0.00	3,020,167.23	0.00	103,287,568.40	0.00	3,692,264.37

Department : State Universities and Colleges (SUCs)
 Agency/Eatity : Iloilo Science and Technology University
 Operating Unit : < not applicable >
 Organization Code : 08 067 000000
 Fund Cluster : 01 Regular Agency Fund

X

(e.g. UACS Fund Cluster: 01-Regular Agency Fund, 02-Foreign Assisted Projects Fund, 03-Special Account-Locally Funded/Domestic Grants Fund, and 04-Special Account-Foreign Assisted/Foreign Grants Fund)


Particulars	UACS CODE	Appropriations		Allotments			Current Year Obligations					Current Year Disbursements			Balances			
		Authorized Appropriations	Adjusted Appropriations	Allotments Received	Adjustments (Reductions, Modifications/ Augmentations)	Transfer To	Adjusted Total Allotments	1st Quarter Ending March 31	3rd Quarter Ending Sept. 30	4th Quarter Ending Dec. 31	TOTAL	1st Quarter Ending March 31	4th Quarter Ending Dec. 31	TOTAL	Unreleased Appro	Unobligated Allotments	Unpaid Obligations (15-20)=(23+24)	
																	Due and Demandable	Not Yet Due and Demandable
1	2	3	5=(3+4)	6	7	8	10=[(6+(-)7)-8+9]	11	13	14	15=[(11+12+13+14)	16	19	20=[(18+17+18+19)	21	22	23	24
Sub-Total I. Agency Specific Budget		608,784,000.00	608,784,000.00	595,119,000.00	0.00	0.00	595,119,000.00	107,206,343.69	0.00	0.00	107,206,343.69	92,823,395.18	0.00	92,823,395.18	13,665,000.00	487,912,656.31	0.00	14,382,948.51
PS		358,255,000.00	358,255,000.00	346,090,000.00	0.00	0.00	346,090,000.00	78,577,413.55	0.00	0.00	78,577,413.55	69,586,569.06	0.00	69,586,569.06	12,165,000.00	267,512,586.45	0.00	8,990,844.49
MOOE		140,529,000.00	140,529,000.00	139,029,000.00	0.00	0.00	139,029,000.00	21,916,498.54	0.00	0.00	21,916,498.54	20,216,658.89	0.00	20,216,658.89	1,500,000.00	117,112,501.46	0.00	1,699,839.66
FinEx (if Applicable)		0.00	0.00	0.00	0.00	0.00	0.00	0.00	0.00	0.00	0.00	0.00	0.00	0.00	0.00	0.00	0.00	0.00
CO		110,000,000.00	110,000,000.00	110,000,000.00	0.00	0.00	110,000,000.00	6,712,431.60	0.00	0.00	6,712,431.60	3,020,167.23	0.00	3,020,167.23	0.00	103,287,568.40	0.00	3,692,264.37
II. Automatic Appropriations		31,750,000.00	32,977,000.00	32,977,000.00	0.00	0.00	32,977,000.00	6,284,036.69	0.00	0.00	6,284,036.69	6,284,036.69	0.00	6,284,036.69	0.00	26,692,963.31	0.00	0.00
Specific Budgets of National Government Agencies		31,750,000.00	32,977,000.00	32,977,000.00	0.00	0.00	32,977,000.00	6,284,036.69	0.00	0.00	6,284,036.69	6,284,036.69	0.00	6,284,036.69	0.00	26,692,963.31	0.00	0.00
Retirement and Life Insurance Premiums		31,750,000.00	32,977,000.00	32,977,000.00	0.00	0.00	32,977,000.00	6,284,036.69	0.00	0.00	6,284,036.69	6,284,036.69	0.00	6,284,036.69	0.00	26,692,963.31	0.00	0.00
PS		31,750,000.00	32,977,000.00	32,977,000.00	0.00	0.00	32,977,000.00	6,284,036.69	0.00	0.00	6,284,036.69	6,284,036.69	0.00	6,284,036.69	0.00	26,692,963.31	0.00	0.00
Sub-total II. Automatic Appropriations		31,750,000.00	32,977,000.00	32,977,000.00	0.00	0.00	32,977,000.00	6,284,036.69	0.00	0.00	6,284,036.69	6,284,036.69	0.00	6,284,036.69	0.00	26,692,963.31	0.00	0.00
PS		31,750,000.00	32,977,000.00	32,977,000.00	0.00	0.00	32,977,000.00	6,284,036.69	0.00	0.00	6,284,036.69	6,284,036.69	0.00	6,284,036.69	0.00	26,692,963.31	0.00	0.00
MOOE		0.00	0.00	0.00	0.00	0.00	0.00	0.00	0.00	0.00	0.00	0.00	0.00	0.00	0.00	0.00	0.00	0.00
FinEx		0.00	0.00	0.00	0.00	0.00	0.00	0.00	0.00	0.00	0.00	0.00	0.00	0.00	0.00	0.00	0.00	0.00
CO		0.00	0.00	0.00	0.00	0.00	0.00	0.00	0.00	0.00	0.00	0.00	0.00	0.00	0.00	0.00	0.00	0.00
III. Special Purpose Fund		0.00	13,991,612.00	0.00	13,991,612.00	0.00	13,991,612.00	3,075,748.00	0.00	0.00	3,075,748.00	1,477,612.00	0.00	3,075,748.00	0.00	10,915,864.00	0.00	0.00
Miscellaneous Personnel Benefits Fund		0.00	12,514,000.00	0.00	12,514,000.00	0.00	12,514,000.00	1,598,136.00	0.00	0.00	1,598,136.00	1,598,136.00	0.00	1,598,136.00	0.00	10,915,864.00	0.00	0.00
PS		0.00	12,514,000.00	0.00	12,514,000.00	0.00	12,514,000.00	1,598,136.00	0.00	0.00	1,598,136.00	1,598,136.00	0.00	1,598,136.00	0.00	10,915,864.00	0.00	0.00
Pension and Gratuity Fund		0.00	1,477,612.00	0.00	1,477,612.00	0.00	1,477,612.00	1,477,612.00	0.00	0.00	1,477,612.00	1,477,612.00	0.00	1,477,612.00	0.00	0.00	0.00	0.00
PS		0.00	1,477,612.00	0.00	1,477,612.00	0.00	1,477,612.00	1,477,612.00	0.00	0.00	1,477,612.00	1,477,612.00	0.00	1,477,612.00	0.00	0.00	0.00	0.00
Sub-Total III. Special Purpose Fund		0.00	13,991,612.00	0.00	13,991,612.00	0.00	13,991,612.00	3,075,748.00	0.00	0.00	3,075,748.00	1,477,612.00	0.00	3,075,748.00	0.00	10,915,864.00	0.00	0.00
PS		0.00	13,991,612.00	0.00	13,991,612.00	0.00	13,991,612.00	3,075,748.00	0.00	0.00	3,075,748.00	3,075,748.00	0.00	3,075,748.00	0.00	10,915,864.00	0.00	0.00
MOOE		0.00	0.00	0.00	0.00	0.00	0.00	0.00	0.00	0.00	0.00	0.00	0.00	0.00	0.00	0.00	0.00	0.00
FinEx		0.00	0.00	0.00	0.00	0.00	0.00	0.00	0.00	0.00	0.00	0.00	0.00	0.00	0.00	0.00	0.00	0.00
CO		0.00	0.00	0.00	0.00	0.00	0.00	0.00	0.00	0.00	0.00	0.00	0.00	0.00	0.00	0.00	0.00	0.00
GRAND TOTAL		640,534,000.00	656,752,612.00	628,098,000.00	13,991,612.00	0.00	642,087,612.00	116,566,128.38	0.00	0.00	116,566,128.38	102,183,179.87	0.00	102,183,179.87	13,665,000.00	525,521,483.62	0.00	14,382,948.51
PS		390,005,000.00	406,223,612.00	379,067,000.00	13,991,612.00	0.00	393,058,612.00	87,897,188.24	0.00	0.00	87,897,188.24	78,946,353.75	0.00	78,946,353.75	12,165,000.00	306,121,413.76	0.00	8,990,844.49
MOOE		140,529,000.00	140,529,000.00	139,029,000.00	0.00	0.00	139,029,000.00	21,916,498.54	0.00	0.00	21,916,498.54	20,216,658.89	0.00	20,216,658.89	1,500,000.00	117,112,501.46	0.00	1,699,839.66
CO		110,000,000.00	110,000,000.00	110,000,000.00	0.00	0.00	110,000,000.00	6,712,431.60	0.00	0.00	6,712,431.60	3,020,167.23	0.00	3,020,167.23	0.00	103,287,568.40	0.00	3,692,264.37
Recapitulation by OO:																		
I. Agency Specific Budget		541,083,000.00	541,083,000.00	538,488,000.00	0.00	0.00	538,488,000.00	90,313,590.48	0.00	0.00	90,313,590.48	75,930,641.97	0.00	75,930,641.97	2,595,000.00	448,174,409.52	0.00	14,382,948.51
HIGHER EDUCATION PROGRAM		514,643,000.00	514,643,000.00	513,048,000.00	0.00	0.00	513,048,000.00	88,796,108.54	0.00	0.00	88,796,108.54	74,413,160.03	0.00	74,413,160.03	1,695,000.00	424,251,891.46	0.00	14,382,948.51
ADVANCED EDUCATION PROGRAM		3,492,000.00	3,492,000.00	3,492,000.00	0.00	0.00	3,492,000.00	0.00	0.00	0.00	0.00	0.00	0.00	0.00	3,492,000.00	0.00	0.00	

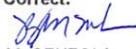
Department : State Universities and Colleges (SUCs)
 Agency/Entity : Iloilo Science and Technology University
 Operating Unit : < not applicable >
 Organization Code : 08 067 0000000
 Fund Cluster : 01 Regular Agency Fund

X

(e.g. UACS Fund Cluster: 01-Regular Agency Fund, 02-Foreign Assisted Projects Fund, 03-Special Account-Locally Funded/Domestic Grants Fund, and 04-Special Account-Foreign Assisted/Foreign Grants Fund)


Particulars	UACS CODE	Appropriations		Allotments				Current Year Obligations				Current Year Disbursements			Balances			
		Authorized Appropriations	Adjusted Appropriations	Allotments Received	Adjustments (Reductions, Modifications/ Augmentations)	Transfer To	Adjusted Total Allotments	1st Quarter Ending March 31	3rd Quarter Ending Sept. 30	4th Quarter Ending Dec. 31	TOTAL	1st Quarter Ending March 31	4th Quarter Ending Dec. 31	TOTAL	Unreleased Appro	Unobligated Allotments	Unpaid Obligations (15-20)=(23+24)	
																	Due and Demandable	Not Yet Due and Demandable
1	2	3	5=(3+4)	6	7	8	10=[(6+(-)-7)-8+9]	11	13	14	15=(11+12+13+14)	16	19	20=(16+17+18+19)	21	22	23	24
RESEARCH PROGRAM		20,193,000.00	20,193,000.00	19,193,000.00	0.00	0.00	19,193,000.00	1,333,387.84	0.00	0.00	1,333,387.84	1,333,387.84	0.00	1,333,387.84	1,000,000.00	17,859,612.16	0.00	0.00
TECHNICAL ADVISORY EXTENSION PROGRAM		2,755,000.00	2,755,000.00	2,755,000.00	0.00	0.00	2,755,000.00	184,094.10	0.00	0.00	184,094.10	184,094.10	0.00	184,094.10	0.00	2,570,905.90	0.00	0.00

Certified Correct:

 LUCIA S. SIRA
 Budget Officer III
 Date:

Certified Correct:

 JESSICA M. GENZOLA
 Accountant III
 Date:

Recommending Approval:

 VICKY D. JERUTA
 Director Financial Management Services
 Date:

Approved By:

 RAUL F. MUYONG
 SU President III
 Date:

STATEMENT OF APPROPRIATIONS, ALLOTMENTS, OBLIGATIONS, DISBURSEMENTS AND BALANCES
As at the Quarter Ending March 31, 2020

Department: State Universities and Colleges (SUCs)
Agency: Iloilo Science and Technology University
Operating Unit: < not applicable >
Organization Code: 08 087 000000
Fund Cluster: 01 Regular Agency Fund

X

(e.g. UACS Fund Cluster: 01-Regular Agency Fund, 02-Foreign Assisted Projects Fund, 03-Special Account-Locally Funded/Domestic Grants Fund, and 04-Special Account-Foreign Assisted/Foreign Grants Fund)

Particulars	UACS CODE	Appropriations			Allotments			Current Year Obligations							Current Year Disbursements					Balances			
		Authorized Appropriations	Adjustments (Transfer Ytd/From, Realignment)	Adjusted Appropriations	Allotments Received	Adjustments (Withdrawal, Realignment)	Transfer To	Transfer From	Adjusted Total Allotments	1st Quarter Ending March 31	2nd Quarter Ending June 30	3rd Quarter Ending Sept. 30	4th Quarter Ending Dec. 31	TOTAL	1st Quarter Ending March 31	2nd Quarter Ending June 30	3rd Quarter Ending Sept. 30	4th Quarter Ending Dec. 31	TOTAL	Unreleased Appro	Unobligated Allotments	Unpaid Obligations (15-20)(21-24)	
		3	4	5=(3+4)	6	7	8	9	10=(9+7-8+6)	11	12	13	14	15=(11+12+13+14)	16	17	18	19	20=(16+17+18+19)	21=(5-16)	22=(10-15)	23	24
I. Continuing Appropriations		22,217,324.24	0.00	22,217,324.24	22,217,324.24	0.00	0.00	0.00	22,217,324.24	19,088,167.02	0.00	0.00	0.00	19,088,167.02	16,584,992.02	0.00	0.00	0.00	16,584,992.02	0.00	3,129,157.22	0.00	2,503,175.00
General Administration and Support	1000000000000000	14,771,000.00	0.00	14,771,000.00	14,771,000.00	0.00	0.00	0.00	14,771,000.00	13,854,561.97	0.00	0.00	0.00	13,854,561.97	13,854,561.97	0.00	0.00	0.00	13,854,561.97	0.00	916,438.03	0.00	0.00
General Management and Supervision	100000100001000	0.00	0.00	0.00	0.00	0.00	0.00	0.00	0.00	0.00	0.00	0.00	0.00	0.00	0.00	0.00	0.00	0.00	0.00	0.00	0.00	0.00	0.00
PS		0.00	0.00	0.00	0.00	0.00	0.00	0.00	0.00	0.00	0.00	0.00	0.00	0.00	0.00	0.00	0.00	0.00	0.00	0.00	0.00	0.00	0.00
Administration of Personnel Benefits	100000100002000	14,771,000.00	0.00	14,771,000.00	14,771,000.00	0.00	0.00	0.00	14,771,000.00	13,854,561.97	0.00	0.00	0.00	13,854,561.97	13,854,561.97	0.00	0.00	0.00	13,854,561.97	0.00	916,438.03	0.00	0.00
PS		14,771,000.00	0.00	14,771,000.00	14,771,000.00	0.00	0.00	0.00	14,771,000.00	13,854,561.97	0.00	0.00	0.00	13,854,561.97	13,854,561.97	0.00	0.00	0.00	13,854,561.97	0.00	916,438.03	0.00	0.00
Sub-Total, General Administration and Support		14,771,000.00	0.00	14,771,000.00	14,771,000.00	0.00	0.00	0.00	14,771,000.00	13,854,561.97	0.00	0.00	0.00	13,854,561.97	13,854,561.97	0.00	0.00	0.00	13,854,561.97	0.00	916,438.03	0.00	0.00
PS		14,771,000.00	0.00	14,771,000.00	14,771,000.00	0.00	0.00	0.00	14,771,000.00	13,854,561.97	0.00	0.00	0.00	13,854,561.97	13,854,561.97	0.00	0.00	0.00	13,854,561.97	0.00	916,438.03	0.00	0.00
MOOE		0.00	0.00	0.00	0.00	0.00	0.00	0.00	0.00	0.00	0.00	0.00	0.00	0.00	0.00	0.00	0.00	0.00	0.00	0.00	0.00	0.00	0.00
FinEx (if Applicable)		0.00	0.00	0.00	0.00	0.00	0.00	0.00	0.00	0.00	0.00	0.00	0.00	0.00	0.00	0.00	0.00	0.00	0.00	0.00	0.00	0.00	0.00
CO		0.00	0.00	0.00	0.00	0.00	0.00	0.00	0.00	0.00	0.00	0.00	0.00	0.00	0.00	0.00	0.00	0.00	0.00	0.00	0.00	0.00	0.00
Support to Operations	2000000000000000	1,775,188.87	0.00	1,775,188.87	1,775,188.87	0.00	0.00	0.00	1,775,188.87	313,264.69	0.00	0.00	0.00	313,264.69	313,264.69	0.00	0.00	0.00	313,264.69	0.00	1,461,924.18	0.00	0.00
Locally-Funded Project(s)		1,775,188.87	0.00	1,775,188.87	1,775,188.87	0.00	0.00	0.00	1,775,188.87	313,264.69	0.00	0.00	0.00	313,264.69	313,264.69	0.00	0.00	0.00	313,264.69	0.00	1,461,924.18	0.00	0.00
Completion of Students Services Building, Main Campus	200000200012000	1,775,188.87	0.00	1,775,188.87	1,775,188.87	0.00	0.00	0.00	1,775,188.87	313,264.69	0.00	0.00	0.00	313,264.69	313,264.69	0.00	0.00	0.00	313,264.69	0.00	1,461,924.18	0.00	0.00
CO		1,775,188.87	0.00	1,775,188.87	1,775,188.87	0.00	0.00	0.00	1,775,188.87	313,264.69	0.00	0.00	0.00	313,264.69	313,264.69	0.00	0.00	0.00	313,264.69	0.00	1,461,924.18	0.00	0.00
Sub-Total, Support to Operations		1,775,188.87	0.00	1,775,188.87	1,775,188.87	0.00	0.00	0.00	1,775,188.87	313,264.69	0.00	0.00	0.00	313,264.69	313,264.69	0.00	0.00	0.00	313,264.69	0.00	1,461,924.18	0.00	0.00
PS		0.00	0.00	0.00	0.00	0.00	0.00	0.00	0.00	0.00	0.00	0.00	0.00	0.00	0.00	0.00	0.00	0.00	0.00	0.00	0.00	0.00	0.00
MOOE		0.00	0.00	0.00	0.00	0.00	0.00	0.00	0.00	0.00	0.00	0.00	0.00	0.00	0.00	0.00	0.00	0.00	0.00	0.00	0.00	0.00	0.00
FinEx (if Applicable)		0.00	0.00	0.00	0.00	0.00	0.00	0.00	0.00	0.00	0.00	0.00	0.00	0.00	0.00	0.00	0.00	0.00	0.00	0.00	0.00	0.00	0.00
CO		1,775,188.87	0.00	1,775,188.87	1,775,188.87	0.00	0.00	0.00	1,775,188.87	313,264.69	0.00	0.00	0.00	313,264.69	313,264.69	0.00	0.00	0.00	313,264.69	0.00	1,461,924.18	0.00	0.00
Operations	3000000000000000	5,671,135.37	0.00	5,671,135.37	5,671,135.37	0.00	0.00	0.00	5,671,135.37	4,920,340.36	0.00	0.00	0.00	4,920,340.36	2,417,165.36	0.00	0.00	0.00	2,417,165.36	0.00	750,795.01	0.00	2,503,175.00
CO: Relevant university tertiary education ensured to achieve		5,671,135.37	0.00	5,671,135.37	5,671,135.37	0.00	0.00	0.00	5,671,135.37	4,920,340.36	0.00	0.00	0.00	4,920,340.36	2,417,165.36	0.00	0.00	0.00	2,417,165.36	0.00	750,795.01	0.00	2,503,175.00
HIGHER EDUCATION PROGRAM		5,671,135.37	0.00	5,671,135.37	5,671,135.37	0.00	0.00	0.00	5,671,135.37	4,920,340.36	0.00	0.00	0.00	4,920,340.36	2,417,165.36	0.00	0.00	0.00	2,417,165.36	0.00	750,795.01	0.00	2,503,175.00
Provision of Higher Education Services including P600,000 for	310100100001000	0.00	0.00	0.00	0.00	0.00	0.00	0.00	0.00	0.00	0.00	0.00	0.00	0.00	0.00	0.00	0.00	0.00	0.00	0.00	0.00	0.00	0.00
MOOE		0.00	0.00	0.00	0.00	0.00	0.00	0.00	0.00	0.00	0.00	0.00	0.00	0.00	0.00	0.00	0.00	0.00	0.00	0.00	0.00	0.00	0.00
Provision of Higher Education Services	310100100002000	2,417,165.36	0.00	2,417,165.36	2,417,165.36	0.00	0.00	0.00	2,417,165.36	2,417,165.36	0.00	0.00	0.00	2,417,165.36	2,417,165.36	0.00	0.00	0.00	2,417,165.36	0.00	0.00	0.00	0.00
MOOE		2,417,165.36	0.00	2,417,165.36	2,417,165.36	0.00	0.00	0.00	2,417,165.36	2,417,165.36	0.00	0.00	0.00	2,417,165.36	2,417,165.36	0.00	0.00	0.00	2,417,165.36	0.00	0.00	0.00	0.00

Department: State Universities and Colleges (SUCs)
 Agency: Iloilo Science and Technology University
 Operating Unit: < not applicable >
 Organization Code: 08 067 0000000
 Fund Cluster: 01 Regular Agency Fund

X

(e.g. UACS Fund Cluster: 01-Regular Agency Fund, 02-Foreign Assisted Projects Fund, 03-Special Account-Locally Funded/Domestic Grants Fund, and 04-Special Account-Foreign Assisted/Foreign Grants Fund)

Particulars	UACS CODE	Appropriations		Allotments						Current Year Obligations					Current Year Disbursements				Balances						
		Authorized Appropriations	Adjustments (Transfer To/From, Realignment)	Adjusted Appropriations	Allotments Received	Adjustments (Withdrawal, Realignment)	Transfer To	Transfer From	Adjusted Total Allotments	1st Quarter Ending March 31	2nd Quarter Ending June 30	3rd Quarter Ending Sept. 30	4th Quarter Ending Dec. 31	TOTAL	1st Quarter Ending March 31	2nd Quarter Ending June 30	3rd Quarter Ending Sept. 30	4th Quarter Ending Dec. 31	TOTAL	Unreleased Appro	Unobligated Allotments	Unpaid Obligations (15-20)=(23+24)			
		3	4	5=(3+4)	6	7	8	9	10=(8+9)	11	12	13	14	15=(11+12+13+14)	16	17	18	19	20=(16+17+18+19)	21=(5-10)	22=(10-15)	23	24		
Locally-Funded Project(s)		3,253,970.01	0.00	3,253,970.01	3,253,970.01	0.00	0.00	0.00	3,253,970.01	2,503,175.00	0.00	0.00	0.00	2,503,175.00	0.00	0.00	0.00	0.00	0.00	0.00	0.00	750,795.01	0.00	2,503,175.00	
Rehabilitation of Administrative Building and Improvement of CO	310100200007000	145,100.00	0.00	145,100.00	145,100.00	0.00	0.00	0.00	145,100.00	0.00	0.00	0.00	0.00	0.00	0.00	0.00	0.00	0.00	0.00	0.00	0.00	145,100.00	0.00	0.00	
Rehabilitation / Improvement of Administrative Building, Mag-aog CO	310100200008000	2,527,275.75	0.00	2,527,275.75	2,527,275.75	0.00	0.00	0.00	2,527,275.75	2,503,175.00	0.00	0.00	0.00	2,503,175.00	0.00	0.00	0.00	0.00	0.00	0.00	0.00	24,100.75	0.00	2,503,175.00	
Rehabilitation and Expansion of Covered Gym, Leon Campus CO	310100200009000	336,337.70	0.00	336,337.70	336,337.70	0.00	0.00	0.00	336,337.70	0.00	0.00	0.00	0.00	0.00	0.00	0.00	0.00	0.00	0.00	0.00	0.00	336,337.70	0.00	0.00	
Completion of Multi-purpose Hall, Dumangas Campus CO	310100200010000	245,256.56	0.00	245,256.56	245,256.56	0.00	0.00	0.00	245,256.56	0.00	0.00	0.00	0.00	0.00	0.00	0.00	0.00	0.00	0.00	0.00	0.00	245,256.56	0.00	0.00	
Sub-Total, Operations		5,671,135.37	0.00	5,671,135.37	5,671,135.37	0.00	0.00	0.00	5,671,135.37	4,920,340.36	0.00	0.00	0.00	4,920,340.36	2,417,165.36	0.00	0.00	0.00	0.00	0.00	0.00	0.00	750,795.01	0.00	2,503,175.00
PS		0.00	0.00	0.00	0.00	0.00	0.00	0.00	0.00	0.00	0.00	0.00	0.00	0.00	0.00	0.00	0.00	0.00	0.00	0.00	0.00	0.00	0.00	0.00	
MOOE		2,417,165.36	0.00	2,417,165.36	2,417,165.36	0.00	0.00	0.00	2,417,165.36	2,417,165.36	0.00	0.00	0.00	2,417,165.36	2,417,165.36	0.00	0.00	0.00	0.00	0.00	0.00	0.00	0.00	0.00	
FinEx (if Applicable)		0.00	0.00	0.00	0.00	0.00	0.00	0.00	0.00	0.00	0.00	0.00	0.00	0.00	0.00	0.00	0.00	0.00	0.00	0.00	0.00	0.00	0.00	0.00	
CO		3,253,970.01	0.00	3,253,970.01	3,253,970.01	0.00	0.00	0.00	3,253,970.01	2,503,175.00	0.00	0.00	0.00	2,503,175.00	0.00	0.00	0.00	0.00	0.00	0.00	0.00	750,795.01	0.00	2,503,175.00	
GRAND TOTAL		22,217,324.24	0.00	22,217,324.24	22,217,324.24	0.00	0.00	0.00	22,217,324.24	19,088,167.02	0.00	0.00	0.00	19,088,167.02	16,584,992.02	0.00	0.00	0.00	0.00	0.00	0.00	0.00	3,129,157.22	0.00	2,503,175.00
PS		14,771,000.00	0.00	14,771,000.00	14,771,000.00	0.00	0.00	0.00	14,771,000.00	13,854,561.97	0.00	0.00	0.00	13,854,561.97	13,854,561.97	0.00	0.00	0.00	0.00	0.00	0.00	0.00	916,438.03	0.00	0.00
MOOE		2,417,165.36	0.00	2,417,165.36	2,417,165.36	0.00	0.00	0.00	2,417,165.36	2,417,165.36	0.00	0.00	0.00	2,417,165.36	2,417,165.36	0.00	0.00	0.00	0.00	0.00	0.00	0.00	0.00	0.00	
FinEx (if Applicable)		0.00	0.00	0.00	0.00	0.00	0.00	0.00	0.00	0.00	0.00	0.00	0.00	0.00	0.00	0.00	0.00	0.00	0.00	0.00	0.00	0.00	0.00	0.00	
CO		5,029,158.88	0.00	5,029,158.88	5,029,158.88	0.00	0.00	0.00	5,029,158.88	2,816,439.69	0.00	0.00	0.00	2,816,439.69	313,264.69	0.00	0.00	0.00	0.00	0.00	0.00	0.00	2,212,719.19	0.00	2,503,175.00

Certified Correct:

[Signature]
 LUCIA S. SIRA
 Budget Officer III
 Date:

Certified Correct:

[Signature]
 JESSICA M. GENZOLA
 Accountant III
 Date:

Recommending Approval:

[Signature]
 VICKY D. ABILITA
 Director Financial Management Servi
 Date:

Approved By:

[Signature]
 RAUL F. MUYONG
 SUC President III
 Date: