

QUARTERLY PHYSICAL REPORT OF OPERATION
As of December 31, 2019

Department : State Universities and Colleges (SUCs)
 Agency : Iloilo Science and Technology University
 Operating Unit : Null
 Organization Code (UACS) : 08067000000

	Current Year Appropriations
	Supplemental Appropriations
	Continuing Appropriations
	Off-Budget Account

Particulars	UACS CODE	2019 Physical Targets					2019 Physical Accomplishments					Variance	Remarks	
		1st Quarter	2nd Quarter	3rd Quarter	4th Quarter	Total	1st Quarter	2nd Quarter	3rd Quarter	4th Quarter	Total			
1	2	3	4	5	6	7=(3+4+5+6)	8	9	10	11	12=(8+9+10+11)	13	14	
OO: Relevant and quality tertiary education ensured to achieve inclusive growth and access o deserving but poor students to quality tertiary education HIGHER EDUCATION PROGRAM Outcome Indicators 1. Percentage of first-time licensure exam takers that pass the licensure exams. 2. Percentage of graduates (2years prior) that are employed Output Indicators 1. Percentage of undergraduate students population enrolled in CHED-identified and RDC-identified priority programs 2. Percentage of undergraduate programs with accreditation					65.62%	65.62%	61.29%	72.22%	83.33%	56.70%	56.70%	-8.92%	The computation for the accomplishment of first-time takers is computed against the national passing percentage. Therefore, the school's accomplishment is 56.7/54.71 which is equivalent to 103.62%	
					35%	35%	22.96%	27.68%	38.01%	57.76%	57.76%	22.76%		
		80%			90%	90%	94.59%		100.00%	100.00%	100.00%	10.00%		

QUARTERLY PHYSICAL REPORT OF OPERATION

As of December 31, 2019

Department : State Universities and Colleges (SUCs)
 Agency : Iloilo Science and Technology University
 Operating Unit : Null
 Organization Code (UACS) : 080670000000

	Current Year Appropriations
	Supplemental Appropriations
	Continuing Appropriations
	Off-Budget Account


Particulars	UACS CODE	2019 Physical Targets					2019 Physical Accomplishments					Variance	Remarks
		1st Quarter	2nd Quarter	3rd Quarter	4th Quarter	Total	1st Quarter	2nd Quarter	3rd Quarter	4th Quarter	Total		
1	2	3	4	5	6	7=(3+4+5+6)	8	9	10	11	12=(8+9+10+11)	13	14
OO: Higher education research improved to promote economic productivity and innovation.													
ADVANCED EDUCATION PROGRAM													
Outcome Indicators													
1. Percentage of graduate school faculty engaged in research work applied in any of the following: a. pursuing advanced research degree programs (Ph.D) b. actively pursuing in the last three (3) years (investigative research, basic and applied scientific research, policy research, social science research) c. producing technologies for commercialization or livelihood improvement d. whose research work resulted in an extension program					50%	50%	52.25%			78.00%	78.00%	28.00%	
Output Indicators													
1. Percentage of graduates students enrolled in research degree program					100%	100%	100%			100.00%	100.00%	0.00%	
2. Percentage of accredited graduate programs					100%	100%	100%			100.00%	100.00%	0.00%	
RESEARCH PROGRAM													
Outcome Indicator													
1. Number of research outputs in the last three years utilized by the industry or by other beneficiaries					2	2	3			3	3	1	
Output Indicators													
1. Number of research outputs completed within the year.					25	25		6	13	20	39	14	

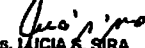
QUARTERLY PHYSICAL REPORT OF OPERATION
As of December 31, 2019


Department : State Universities and Colleges (SUCs)
Agency : Iloilo Science and Technology University
Operating Unit : Null
Organization Code (UACS) : 08067000000

	Current Year Appropriations
	Supplemental Appropriations
	Continuing Appropriations
	Off-Budget Account

Particulars	UACS CODE	2019 Physical Targets					2019 Physical Accomplishments					Variance	Remarks
		1st Quarter	2nd Quarter	3rd Quarter	4th Quarter	Total	1st Quarter	2nd Quarter	3rd Quarter	4th Quarter	Total		
1	2	3	4	5	6	7=(3+4+5+6)	8	9	10	11	12=(8+9+10+11)	13	14
2. Percentage of research outputs published in internationally-refereed or CHED recognized journal within the year.					28.17%	28.17%			21.05%	25.10%	46.15%	17.98%	
OO: Community engagement increased													
TECHNICAL ADVISORY EXTENSION PROGRAM													
Outcome Indicators													
1. Number of active partnerships with LGU's, industries, NGO's, NGA's, SME's, and other stakeholders as a result of extension activities					30	30	35	35	35	37	37	7.00	
Output Indicators													
1. Number of trainees weighted by the length of training					3,301.50	3,301.50		1,120.00	1,598.00	1,797.00	4,515.00	1213.50	
2. Number of extension programs organized and supported consistent with the SUC's mandated and priority programs					35	35		13	25	19	57	22	
3. Percentage of beneficiaries who rate the training course/s and advisory services as satisfactory or higher in terms of quality and relevance					100%	100%		100%	100%	100.00%	100%	0.00%	

Prepared By: 
Dr. RUSS ALLEN B. NAPUD
Director, Planning Development and Auxiliary Services
Date: January 10, 2020

In coordination with: 
Ms. LUCIA S. SIRA
Budget Officer
Date: January 10, 2020

Approved By: 
Dr. PAUL F. MUYONG
University President
Date: January 10, 2020